



Winter
wildlife
fun

CHRISTMAS GREEN GANG 2020

Telephone: 01304 241806 Email: wccp@dover.gov.uk



WHAT'S ON IN THE HOLIDAYS?

GREEN CHRISTMAS

Give the environment a Christmas gift by ditching the plastic and making your own recycled and natural decorations, wrapping paper & cards. Read on to find out how.

12 DAYS OF CHRISTMAS SCAVENGER HUNT

Can you find all the items listed on our scavenger hunt in this edition of Green Gang?

SAMPHIRE HOE HOE HOE

Take a walk around Samphire Hoe and see if you can help the elves find their hidden presents.

CHRISTMAS TREE COMPETITION –

win a pair of **binoculars!**

Take a photo of your Christmas tree with a homemade decoration on it.

CELEBRATE THE RIVER DOUR

COMPETITION – win a camera trap!

Create a poem, story, song or film about the River Dour.



HAVE A GREEN CHRISTMAS

Green Christmas? We don't mean you should paint your turkey green or eat extra sprouts. A Green Christmas means celebrating Christmas in a greener or more eco-friendly way. Have a go at one of our festive ideas below and help the environment.



IT'S A WRAP!

Did you know that some wrapping paper has a plastic coating and can't be recycled? If you want to buy paper then make sure it's plastic free and is FSC approved. Or....try our Green Christmas wrapping ideas!

1. **Re-use wrapping paper.** Collect any paper that hasn't been torn and store it safely ready to use for next Christmas (this might mean you need to open your presents a little more carefully!)
2. **Use fabric to wrap presents.** Cut up old clothing or bed sheets and use them, with a ribbon, to wrap gifts. You could even wrap a present in a scarf and give the scarf as an extra gift.
3. **Decorate your own paper with potato stamps.** You will need plain paper such as parcel paper (try to find some made from recycled paper), paints and a potato. Ask an adult to help cut a 3D shape out of the potato with a knife. Cover the shape in paint then place on the paper to leave a print. Repeat to make a pattern.



GREEN GREETINGS

Make your own cards from recycled and sustainable materials. First cut a rectangle of paper/card (use some from your recycling bin) and fold it in half to make a greetings card then choose from the 3 different decoration ideas below:

1. Cut up old Christmas cards and stick them on to your card to make a festive picture.
2. Stick on a green leaf to make a Christmas tree, ferns work best, then use scrap paper or paints to decorate your leaf tree with a star and decorations.
3. Make a twig tree by finding some dry, straight twigs. Snap them into different sizes then stick them on the card horizontally with the smallest at the top and largest at the bottom, leaving space for a twig trunk.

You can also cut up old Christmas cards or scrap paper to make gift tags. Once decorated all you need to do is ask an adult to punch a hole in one end and thread some string through.



DECK THE HALLS

Shop bought decorations are often made from plastic or can't be recycled. So why not make your own from recyclable and sustainable materials. It's also a lot more fun!



NATURE WREATH

You will need: cardboard, string and found objects (ferns, leaves, berries, pinecones).


Ask an adult to help cut out a ring of cardboard (about 30cm in diameter). Wrap one end of the string around the ring and tie a knot to hold it in place. Continue wrapping string around the ring and tie off firmly when you reach your first loop. You don't need to wrap the whole thing, about 30 loops is okay. Carefully poke your found objects under the string loops until the cardboard is covered. You may need to stick smaller objects down with glue or use extra bits of string to secure them. When you're finished, tie a loop of string at the top of the wreath and hang it up indoors.



WOODEN STARS

You will need: twigs and string.

Find five long straight twigs (about 30cm). Arrange them in a star shape (as shown in the picture). Using string tie each corner together and then the five points where the sticks touch. Why not try making different sized stars or even one for the top of your tree. The smaller you go the trickier it gets!



12 DAYS OF CHRISTMAS

SCAVENGER HUNT


The Rangers have set you a scavenger hunt challenge! Your challenge is to find all 12 items on their list.... but there's a twist, you'll need to find as many as the numbers say, e.g. 3 clouds, 5 seeds. Happy hunting!



WINTER WORDSEARCH

Can you find the winter words hidden in the wordsearch box?

- | | |
|-----------|----------|
| HIBERNATE | SNOW |
| SPROUTS | BERRY |
| MISTLETOE | REINDEER |
| IVY | ELVES |



Who says:

'oh, oh, oh'?

Santa walking backwards!

What do you call an old snowman?

A puddle!



**Well done
to Skyla-mae W.**
and runners-up Layla W.
and Harry P. for their
October half term winning
pumpkin competition
entries. Each received a
wildlife ID book.



HELP THE ELVES FIND THEIR HIDDEN PRESENTS

Visit Samphire Hoe during the holidays and have a go at our self-led Christmas trail.

See poster at Samphire Hoe for details.



What kind of photos
do elves like taking?
Elfies!




WILDLIFE NEWS

WATER BABIES

From November to April the brown trout in our rivers, like The River Dour in Dover, create a nest, called a redd, from stones at the bottom of the river.

This is where they lay their very delicate eggs which will hatch throughout the winter. It's very important to keep our dogs and our feet out of the rivers to keep the baby trout safe.



SLEEPY LIZARDS

Ranger Matt found these common lizards at Whinless Down in Dover. Lizards don't hibernate but go into torpor, which means they sleep a lot when it's cold.


If you find any sleeping lizards it's best to cover them back up until a sunny day when the reptiles will be awake enough to move away. If you can, leave them be until the spring.



PIP THE BAT

'Pip' the Kuhl's pipistrelle bat was successfully released back at Samphire Hoe last month.

She arrived very tired and hungry in September after flying across the channel! Kent Bat Group, who rescue tired or injured bats, looked after her and we wished her luck as she flew off into the night.



WHAT HAVE THE RANGERS BEEN UP TO?

Although we can't run Green Gang events at our sites at the moment, the rangers are keeping busy.

At this time of year we are mending broken fences and gates, cutting back brambles and trees and checking on the cows and sheep. Say hello if you see us!

JUNIOR RANGERS NEWS

GET SNAPPING

Junior Rangers can take photos of their Green Christmas crafts and pictures of themselves taking part in the 12 Days of Christmas Scavenger Hunt to work towards their next badge. Just email your photos to wccp@dover.gov.uk




JOIN THE JUNIOR RANGERS

Join the hundreds of local Junior Rangers!

The Junior Rangers take a closer look at wildlife & ecology by taking part in WCCP & RMCP events and activities.

It only costs £5 to join and by completing activities or attending events you progress through the levels from Junior Ranger (5 events) to Peregrine (40 events) earning badges, certificates and wildlife themed prizes along the way.




To join please email wccp@dover.gov.uk



COMPETITIONS

WIN A PAIR OF BINOCULARS!

We're giving away a pair of RSPB Puffin binoculars in our Christmas competition! To enter just email a picture of your Christmas tree with a homemade decoration on it to wccp@dover.gov.uk. Closing date: 31st December 2020. See T&Cs below



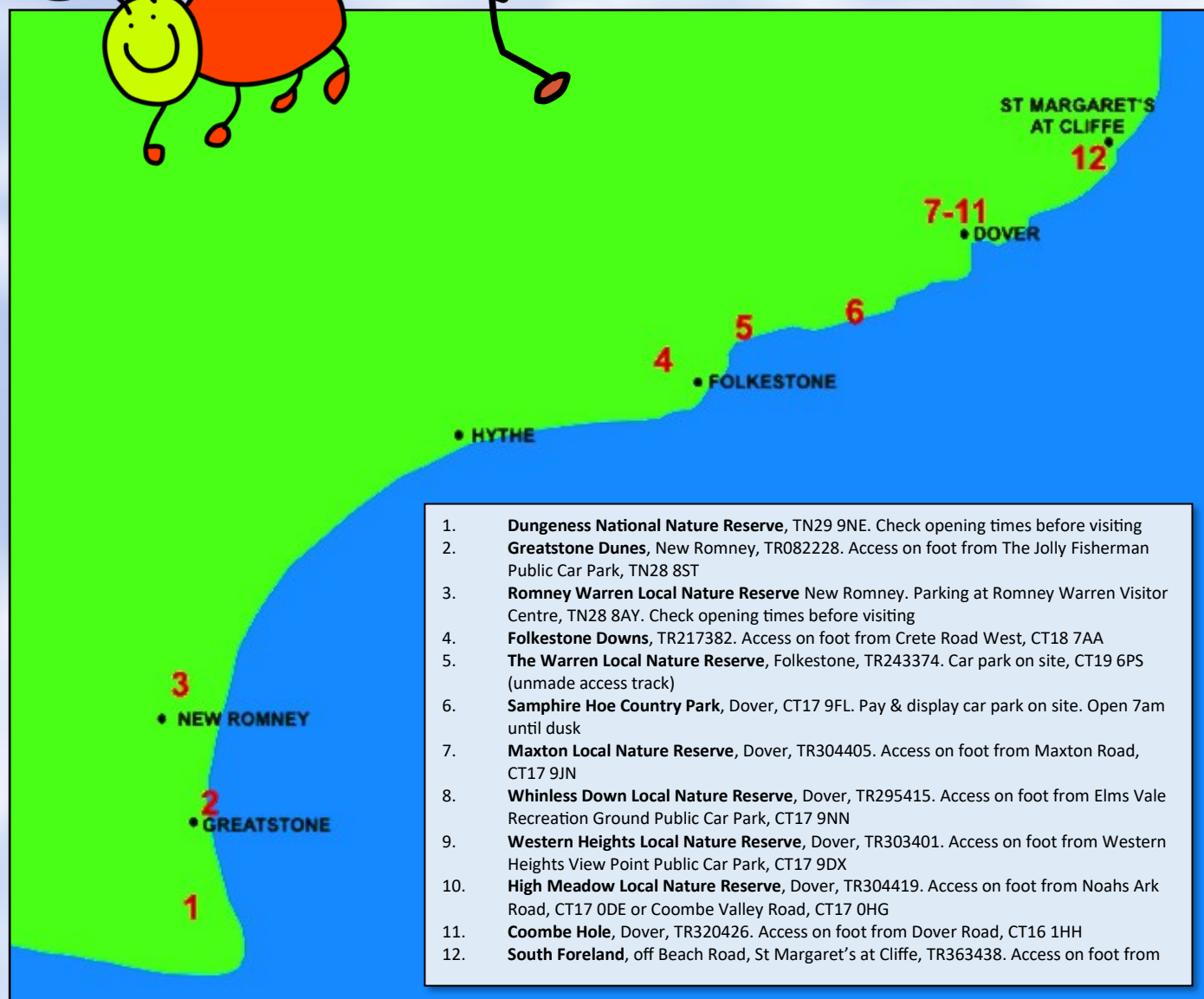

WIN A CAMERA TRAP!

CELEBRATE THE RIVER DOUR

Fancy winning a Browning Strike Force HD Pro camera trap to capture nature in your garden, school or wherever you have special outdoor space? Create a poem, story, song or film about the River Dour and send your entry to riverdour@dover.gov.uk with your name and age. Closing date: 31st January 2021. See T&Cs below

VISIT OUR SITES

WCCP & RMCP manage sites from Romney Marsh to Dover which you can visit. Please park considerately and follow the countryside code.



Follow us
#GreenGangAtHome

